

HIGH FORMAT
HARDSCAPES CATALOG
V.23

NEW
Smokeless Fire Pit Kit Insert Options
Pages 98-103



NEW
Camden Cap and Coping in Four Colors
Pages 106 & 111



**KEEP
AN
EYE
OUT
FOR...**

NEW
Empire Steps with Splitface Edge in Three Sizes
Pages 92-93

LARGE FORMAT
42"x42"x1" Montrose Slabs
Pages 62-65

MATERIALS

WETCAST

HIGH FORMAT® products are primarily made of concrete utilizing our wetcast production system. Wetcast concrete offers benefits including:



- Detailed, natural looking textures
- Seamless blending of colors throughout
- Long-term structural integrity

WETCAST WITH VIBRALOCK®

VIBRALOCK® is an integrated surface technology that is directly incorporated into the production process of many of our slab and paver products to deliver benefits including:



- A harder surface with greater resistance to abrasion
- More vibrant and enduring color
- Increased resistance to efflorescence

TEKTRAMAT®

TEKTRAMAT® is our proprietary material based around ultra high performance concrete technology (UHPC). Products made from this material offer benefits including:



- Efficient installation resulting from large yet thinly formatted shapes
- Ultra-realistic replication of fine detail
- Unsurpassed durability including salt proof surface

NATURAL STONE

HIGH FORMAT® offers several premium travertine, marble and basalt products including pavers, slabs, coping, caps and more with benefits including:



- Non-slip surface
- Precise dimensions for gauged products
- Vibrant and unique color patterns

TABLE OF CONTENTS

INSPIRATION 6-33

WALLS



GRAND LEDGE™
34



KODAH®
38



OUTCROPPING
42



BELVEDERE®
46



DIMENSIONAL
50

SLABS & PAVERS



GAUGE SELECT
54



MID-CENTURY
58



MONTROSE
62



GRAND FLAGSTONE
66



DIMENSIONAL FLAGSTONE
68



TRAVERTINE
70



MARBLE
80



BASALT
84



PATTERN SLATE
86

STEPPERS



SUPERIOR STEPPERS
88



NATURAL STONE STEPPING STONES
90

STEPS



EMPIRE
92



DIMENSIONAL
94



IRREGULAR
96

FIRE FEATURES



BELVEDERE® FIRE PIT
98



DIMENSIONAL FIRE PIT
100



KODAH® FIRE PIT
102

CAPS & ACCESSORIES



COPING & TREADS
104



CAPS
110


WARRANTY 114



Gauge Select Slabs in Dune and Summit Blend



Outcropping Wall with Freestanding Outcropping as Cap in Fond Du Lac



A Fossil Antiqued Travertine
in French Pattern

B Fossil Antiqued Travertine
Bullnose Coping



A

B

D

C

A Dimensional Flagstone
Color: Fond Du Lac

B Dimensional Steps
Color: Fond Du Lac

C Grand Flagstone
Color: Fond Du Lac

D Belvedere® Fire Pit
Color: Fond Du Lac



12x24 Basalt Pavers



A Montrose Slabs
Color: Dune

B Mid-Century Slabs
Color: Dune and Summit Blend



A

B

A Grand Ledge™ Wall
Color: Fond Du Lac

B 4' Dimensional Step
Color: Fond Du Lac



A Kodah® Wall
Color: Fond Du Lac

B Grand Flagstone
Color: Fond Du Lac

C Belvedere® Fire Pit
Color: Fond Du Lac

D Freestanding Outcropping
Color: Fond Du Lac

E Dimensional Coping
Color: Superior Buff



A

B

C



A

B

A Outcropping Wall
Color: Fond Du Lac

B Kodah® Wall
Color: Fond Du Lac



A Kodah® Wall and Corners
Color: Fond Du Lac

B Dimensional Flagstone
Color: Fond Du Lac

C Dimensional Coping
Color: Superior Buff

D 6' Irregular Steps
Color: Fond Du Lac

E 34" Dimensional Column Cap
Color: Superior Buff



Fossil Antiqued Travertine in French Pattern



Outcropping Wall in Slate Gray



Mid-Century Slabs in Summit



Grand Ledge™ Wall in Fond Du Lac



Learn More

Grand Ledge™ Wall in Slate Gray

GRAND LEDGE™

The look of a natural ledgestone: bold in scale, with consistent dimensions for faster installation.

MATERIAL
WETCAST

BLOCK DIMENSIONS

- 36"L x 12"H x 20"D
- 48"L x 12"H x 20"D
- 60"L x 12"H x 20"D
- 72"L x 12"H x 20"D
- Corner Blocks also available

Dimensions are nominal

FOND DU LAC



SLATE GRAY



LIMESTONE



COLOR
OPTIONS



Kodah® Wall in Fond Du Lac



Learn More

Kodah® Wall in Limestone

KODAH®

Modern lines married to classic styling with snapped limestone textures stretched to great lengths for retaining walls that make a statement.

MATERIAL
WETCAST

BLOCK DIMENSIONS

- 12"L x 10.5"D x 6"H
- 21"L x 10.5"D x 6"H
- 30"L x 10.5"D x 6"H
- 42"L x 10.5"D x 6"H
- Corners: 21"L x 10.5"D x 6"H

Dimensions are nominal

COLOR
OPTIONS

FOND DU LAC



SLATE GRAY



LIMESTONE



OUTCROPPING



Outcropping Wall in Lakeshore Blend using Irregular Steps as Coping



Outcropping in Fond Du Lac with Irregular Steps used as Coping



Learn More

OUTCROPPING

Bold in scale and beautifully rustic with weathered limestone texture and consistent dimensions for rugged strength, and faster installation.

MATERIAL
WETCAST

RETAINING BLOCK DIMENSIONS

- 24" L x 6" H • 36" L x 12" H • 54" L x 12" H • 72" L x 12" H
- 36" L x 6" H • 42" L x 12" H • 60" L x 12" H • 60" L x 18" H
- 48" L x 6" H • 48" L x 12" H • 66" L x 12" H • 48" L x 24" H

• Corner and Freestanding Blocks also available.

Retaining Blocks are 18-24" deep. Pallets are assembled with multiple block sizes. All dimensions are nominal.

COLOR
OPTIONS

FOND DU LAC



SLATE GRAY



LAKESHORE BLEND



LIMESTONE





Belvedere® Wall in Fond Du Lac



Learn More

Belvedere® Wall in Slate Gray

BELVEDERE®

Rustic in aesthetic and rich in texture with the visual impact of weathered fieldstone, for garden walls and seat walls that stand without peer.

MATERIAL
WETCAST

BLOCK DIMENSIONS

- 6"L x 9"D x 3"H
- 12"L x 9"D x 3"H
- 18"L x 9"D x 3"H
- 6"L x 9"D x 6"H
- 12"L x 9"D x 6"H
- 18"L x 9"D x 6"H

• Corner and Coping Blocks also available.

Wall blocks are wedge shaped to create natural looking straight and curved walls. Weathered limestone faces on front and back. Dimensions are nominal.

FOND DU LAC



SLATE GRAY



LIMESTONE



COLOR
OPTIONS

DIMENSIONAL



Dimensional Wall in Fond Du Lac



Dimensional Wall in Slate Gray



Learn More

DIMENSIONAL

Simple and elegant: uniform size and generous assortment of natural textures, for garden walls and seat walls that are as beautiful as they are easy to build.

MATERIAL
WETCAST

BLOCK DIMENSIONS

• Straight: 12"L x 8"D x 4"H

Dimensions are nominal

FOND DU LAC



SLATE GRAY



LIMESTONE



COLOR
OPTIONS

GAUGE SELECT



Gauge Select Slabs in Dune and Summit Blend



Gauge Select Slabs in Charcoal



Learn More

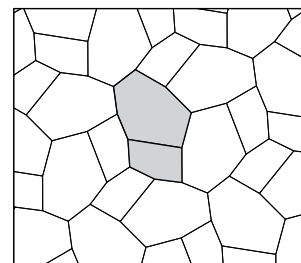
GAUGE SELECT

Large format, natural cleft flagstone with a gauged thickness, easy to install pattern and salt-proof surface.

MATERIAL
TEKTRAMAT®

UNIT DIMENSIONS
· 60"L x 42"W x 1"H
· 36"L x 23"W x 1"H

PATTERN



COLOR
OPTIONS

BLUESTONE



SUMMIT



DUNE



CHARCOAL



MID-CENTURY





Learn More

Mid-Century Slabs in Bluestone

MID-CENTURY

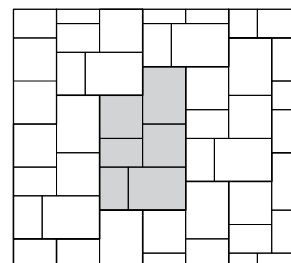
Large format, thermal-finish slabs with clean, modern lines, easy to install pattern and salt-proof surface.

MATERIAL
TEKTRAMAT®

UNIT DIMENSIONS

- 36"L x 24"W x 1"H
- 36"L x 36"W x 1"H
- 48"L x 36"W x 1"H

PATTERN



COLOR OPTIONS

BLUESTONE



SUMMIT



DUNE



CHARCOAL



MONTROSE



Montrose Slabs in Dune



Montrose Slabs in Dune



Learn More


MONTROSE

Big and bold thermal-finish slabs with modern styling, rapid installation, and a salt-proof surface.

MATERIAL
TEKTRAMAT®

UNIT DIMENSIONS
· 42"L x 42"W x 1"H

PATTERNS




COLOR
OPTIONS

BLUESTONE



SUMMIT



DUNE



CHARCOAL



GRAND FLAGSTONE



Grand Flagstone in Fond Du Lac



Learn More

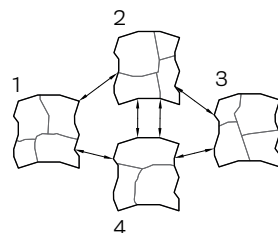
GRAND FLAGSTONE

Irregular slabs providing a natural and timeless focal point for any landscape. Four interlocking layers all the same size, each with three to four unique pieces.

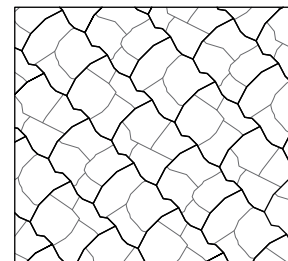
MATERIAL
WETCAST
VIBRALOCK®

LAYER DIMENSIONS
• 42"L x 38"W x 1.75"H

CONNECTING
LAYERS



PATTERN



COLOR
OPTIONS

FOND DU LAC



SLATE GRAY



LIMESTONE



DIMENSIONAL FLAGSTONE



Learn More

Dimensional Flagstone in Fond Du Lac

DIMENSIONAL FLAGSTONE

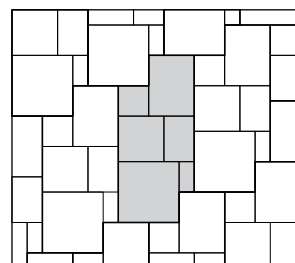
Six rectilinear shapes replicate the classic look of dimensional-cut sedimentary stone, with greater durability and more consistent edge profiles.

MATERIAL
WETCAST
VIBRALOCK®

UNIT DIMENSIONS

- 12"L x 6"W x 2"H
- 12"L x 12"W x 2"H
- 18"L x 12"W x 2"H
- 18"L x 18"W x 2"H
- 24"L x 18"W x 2"H
- 24"L x 24"W x 2"H

PATTERN



COLOR
OPTIONS

BLUESTONE



FOND DU LAC



SLATE GRAY



LIMESTONE



TRAVERTINE



Silverek Antiqued in French Pattern



Learn More

SILVEREK

High-quality natural travertine pavers in a mixture of warm taupe and gray shades.

MATERIAL
NATURAL STONE

PATTERNS | UNITS

Available Sizes

- French Pattern: Blend of 8"x8", 8"x16", 16"x16", 16"x24" at 1.25"H
- 6"L x 12"W x 1.25"H
- 12"L x 24"W x 1.25"H
- 16"L x 24"W x 1.25"H
- 24"L x 24"W x 1.25"H
- 24"L x 36"W x 1.25"H

Stocking levels change daily, please call your local dealer for up to date inventory information.

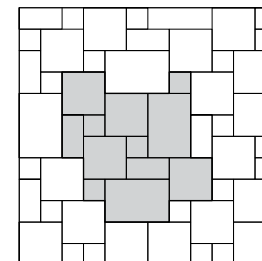
ANTIQUED

TEXTURE




FRENCH

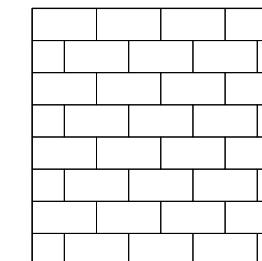
PATTERN OPTIONS



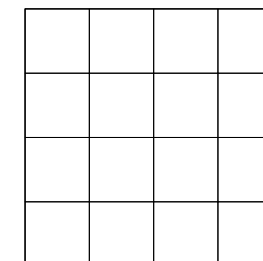
HERRINGBONE



RUNNING BOND



STACK BOND



TRAVERTINE



Learn More

Fossil Antiqued in French Pattern

FOSSIL

High-quality natural travertine pavers in a blend of dark taupe and gray shades.

MATERIAL
NATURAL STONE

PATTERNS | UNITS

Available Sizes

- French Pattern: Blend of 8"x8", 8"x16", 16"x16", 16"x24" at 1.25"H
- 6"L x 12"W x 1.25"H
- 12"L x 24"W x 1.25"H
- 16"L x 24"W x 1.25"H
- 24"L x 24"W x 1.25"H
- 24"L x 36"W x 1.25"H

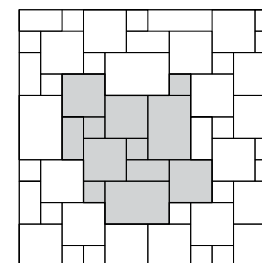
Stocking levels change daily, please call your local dealer for up to date inventory information.

TEXTURE




ANTIQUED


PATTERN OPTIONS




FRENCH



HERRINGBONE



RUNNING BOND



STACK BOND

TRAVERTINE



Sterling Antiqued in French Pattern



Learn More

STERLING

High-quality natural travertine pavers in a blend of light taupe and gray shades.

MATERIAL
NATURAL STONE

PATTERNS | UNITS

Available Sizes

- French Pattern: Blend of 8"x8", 8"x16", 16"x16", 16"x24" at 1.25"H
- 6"L x 12"W x 1.25"H
- 12"L x 24"W x 1.25"H
- 16"L x 24"W x 1.25"H
- 24"L x 24"W x 1.25"H
- 24"L x 36"W x 1.25"H

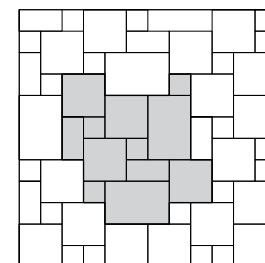
Stocking levels change daily, please call your local dealer for up to date inventory information.

TEXTURE




ANTIQUED

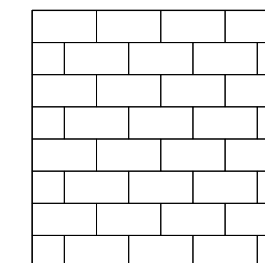
PATTERN OPTIONS




FRENCH



HERRINGBONE



RUNNING BOND



STACK BOND

TRAVERTINE



Sahara Antiqued in French Pattern



Learn More

SAHARA

High-quality natural travertine pavers in swirls of soft, milky creams and white.

MATERIAL
NATURAL STONE

PATTERNS | UNITS

Available Sizes

- French Pattern: Blend of 8"x8", 8"x16", 16"x16", 16"x24" at 1.25"H
- 6"L x 12"W x 1.25"H
- 12"L x 24"W x 1.25"H
- 16"L x 24"W x 1.25"H
- 24"L x 24"W x 1.25"H
- 24"L x 36"W x 1.25"H

Stocking levels change daily, please call your local dealer for up to date inventory information.

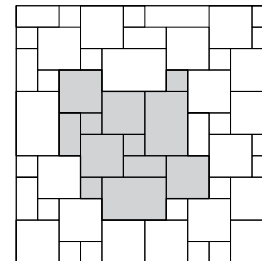
ANTIQUED

TEXTURE




FRENCH


PATTERN OPTIONS



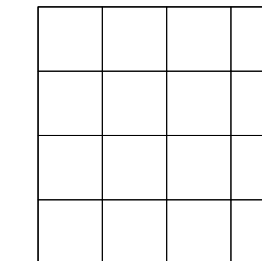
HERRINGBONE



RUNNING BOND



STACK BOND



TRAVERTINE



Devon Antiqued in French Pattern



Learn More

DEVON

High-quality natural travertine pavers in blends of taupes and browns.

MATERIAL
NATURAL STONE

PATTERNS | UNITS

Available Sizes

- French Pattern: Blend of 8"x8", 8"x16", 16"x16", 16"x24" at 1.25"H
- 6"L x 12"W x 1.25"H
- 12"L x 24"W x 1.25"H
- 16"L x 24"W x 1.25"H
- 24"L x 24"W x 1.25"H
- 24"L x 36"W x 1.25"H

Stocking levels change daily, please call your local dealer for up to date inventory information.

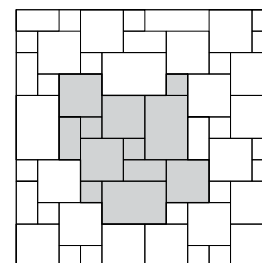
TEXTURE

ANTIQUED




PATTERN OPTIONS

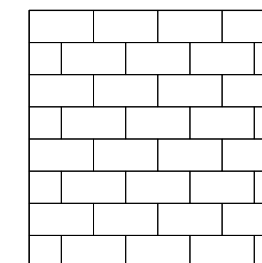
FRENCH



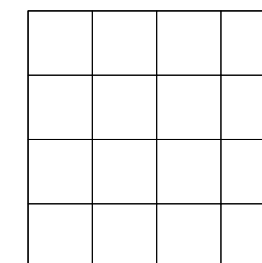
HERRINGBONE



RUNNING BOND



STACK BOND



MARBLE



Learn More

16x24 Tuscan Antiqued Paver

TUSCANY

Natural stone marble pavers in warm, neutral tones.

MATERIAL
NATURAL STONE

PATTERNS | UNITS

Available Sizes

- French Pattern: Blend of 8"x8", 8"x16", 16"x16", 16"x24" at 1.25"H
- 6"L x 12"W x 1.25"H
- 12"L x 24"W x 1.25"H
- 16"L x 24"W x 1.25"H
- 24"L x 24"W x 1.25"H
- 24"L x 36"W x 1.25"H

Stocking levels change daily, please call your local dealer for up to date inventory information.

TEXTURE
OPTIONS

ANTIQUED

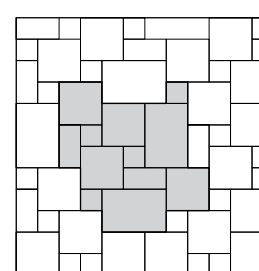


SANDBLASTED




PATTERN
OPTIONS

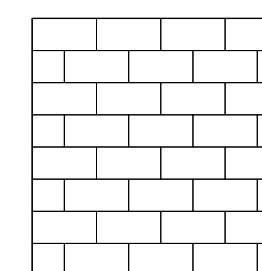
FRENCH



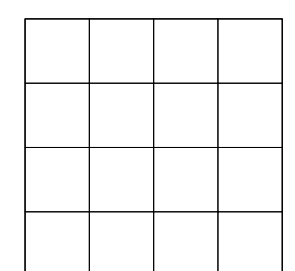
HERRINGBONE



RUNNING BOND



STACK BOND



MARBLE



Azure Antiqued in French Pattern



Learn More

AZURE

High-quality natural marble pavers in cool grays and soft blue tones.

MATERIAL
NATURAL STONE

PATTERNS | UNITS

Available Sizes

- French Pattern: Blend of 8"x8", 8"x16", 16"x16", 16"x24" at 1.25"H
- 6"L x 12"W x 1.25"H
- 12"L x 24"W x 1.25"H
- 16"L x 24"W x 1.25"H
- 24"L x 24"W x 1.25"H
- 24"L x 36"W x 1.25"H

• Sandblasted is only available in French Pattern.
Stocking levels change daily, please call your local dealer for up to date inventory information.

TEXTURE
OPTIONS

ANTIQUED

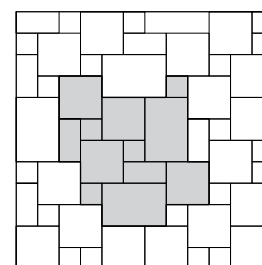


SANDBLASTED
(Available in French Pattern Only)




PATTERN
OPTIONS


FRENCH



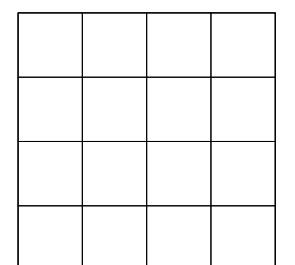
HERRINGBONE



RUNNING BOND



STACK BOND



BASALT



Learn More

12x24 Basalt Paver

BASALT

Luxurious gauged stone pavers, featuring a deep range of blue to black hues.

MATERIAL
NATURAL STONE

PATTERNS | UNITS

Available Sizes

- 4"L x 8"W x 2"H
- 6"L x 12"W x 2"H
- 6"L x 12"W x 1.25"H
- 12"L x 24"W x 1.25"H

Stocking levels change daily, please call your local dealer for up to date inventory information.


TEXTURE

LEATHERED

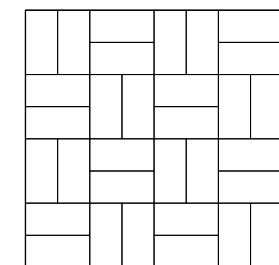


PATTERN OPTIONS

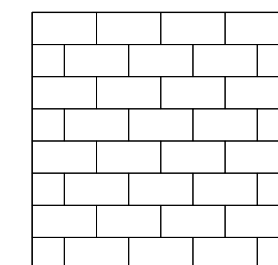
HERRINGBONE



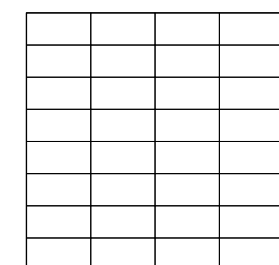
BASKETWEAVE



RUNNING BOND



STACK BOND



PATTERN SLATE



Learn More

Midnight Slate in Blended Pattern

MIDNIGHT

Strong, bold and timeless, with a natural cleft surface and unfading midnight blue to black hues.

MATERIAL
NATURAL STONE

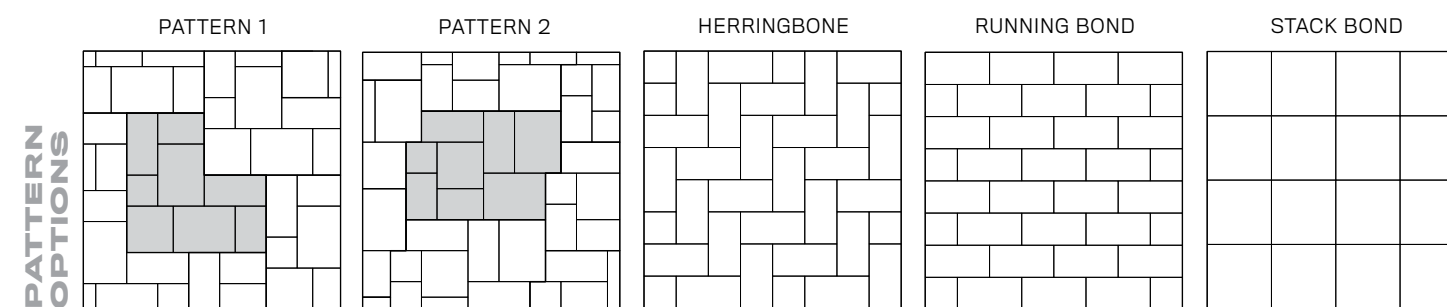
PATTERNS | UNITS

Available Sizes

- Blended Pattern: Blend of 12"x12", 18"x12", 24"x12", 18"x18", 24"x18" at 1-1.25"H
- 24"L x 24"W x 1-1.25"H
- 24"L x 12"W x 1-1.25"H
- Additional slate products available, including Irregular Flagstone, Outcroppings, Boulders and more.

Stocking levels change daily, please call your local dealer for up to date inventory information.

NATURAL CLEFT



STEPPERS

STEPPERS



Learn More

Superior Steppers in Slate Gray

SUPERIOR STEPPERS

An assortment of eight generously-sized stepping stones, perfect for rustic walkways and meandering garden pathways.

MATERIAL
WETCAST

UNIT DIMENSIONS
· 27"L x 21"W x 2"H
Nominal Dimensions

COLOR
OPTIONS

FOND DU LAC



SLATE GRAY



LIMESTONE



NATURAL STONE STEPPING STONES



Midnight Slate Stepping Stones



Laramie Gray Stepping Stones



Learn More

NATURAL STONE STEPPING STONES

Large irregular stepping stones with a natural cleft surface.

MATERIAL
NATURAL STONE

UNIT DIMENSIONS
· 18-24" Pieces
Nominal Dimensions

OPTIONS

MIDNIGHT SLATE



LARAMIE GRAY



LARAMIE BROWN



STEPS



5' Empire Steps in Fond Du Lac



Learn More

EMPIRE STEPS

Beautiful and durable step treads with a crisp splitface texture on all four sides, a lightly textured walking surface and a consistent 7-inch rise.

MATERIAL
WETCAST

COLOR
OPTIONS

FOND DU LAC



SLATE GRAY



LIMESTONE



FACE
TEXTURE

SPLITFACE



SIZE AND
UNITS

3' STEP

Dimensions: 36"L x 18"W x 7"H



4' STEP

Dimensions: 48"L x 21"W x 7"H



5' STEP

Dimensions: 60"L x 24"W x 7"H



STEPS



4' Dimensional Steps in Fond Du Lac



Learn More

DIMENSIONAL STEPS

The look of quarried stone treads, with greater durability and consistent 7-inch rise.

MATERIAL
WETCAST

COLOR
OPTIONS

FOND DU LAC



SLATE GRAY



LIMESTONE



SIZE AND
UNITS

4' STEP

Dimensions: 48"L x 18"W x 7"H
Face Texture: Snapped



3' STEP*

Dimensions: 36"L x 18"W x 7"H
Face Texture: Guillotine

*Special Order



6' STEP

Dimensions: 72"L x 30"W x 7"H
Face Texture: Snapped



4' XL STEP*

Dimensions: 48"L x 24"W x 7"H
Face Texture: Chiseled

*Special Order



STEPS



6' Irregular Steps in Fond Du Lac



Learn More

IRREGULAR STEPS

The upscale look of weathered limestone slabs, with greater durability and consistent 7-inch rise.

MATERIAL
WETCAST

COLOR
OPTIONS

FOND DU LAC



SLATE GRAY



LIMESTONE



SIZE AND
UNITS

**STANDARD
(RANDOM ASSORTMENT)**
Dimensions are nominal.
Face Texture: Weathered



UNIT A
Dimensions: 54"L x 24"W x 7"H



UNIT B
Dimensions: 60"L x 24"W x 7"H



UNIT C
Dimensions: 42"L x 17"W x 7"H



UNIT D
Dimensions: 48"L x 28"W x 7"H



UNIT E
Dimensions: 42"L x 26"W x 7"H



UNIT F
Dimensions: 48"L x 24"W x 7"H

**6' IRREGULAR
(1 OF EACH PER PALLET)**
Dimensions: 72"L x 30"W x 7"H
Dimensions are nominal.
Face Texture: Snapped



Side A



STEP A

Side B

Side A



STEP B

Side B

Side A



STEP C

Side B

FIRE PIT



Belvedere® Fire Pit Kit in Slate Gray



Learn More

BELVEDERE®

Rustic and rich in texture with the impact of natural fieldstone, this welcome addition provides warmth both literally and stylistically.

MATERIAL
WETCAST

FINISHED DIMENSIONS
• 58" Diameter x 14-1/2"H

COLOR
OPTIONS

FOND DU LAC



SLATE GRAY



LIMESTONE



INSERT
OPTIONS

STANDARD

Burn Mechanism: Steel Liner in Black
Fuel: Wood
Internal Area: 37" Diameter
Lid: N/A



SMOKELESS

Burn Mechanism: Breco® Smokeless Liner in Stainless Steel
Fuel: Dry Wood
Internal Area: 30" Diameter
Lid: Stainless Steel Included

BRECO



GAS

Burn Mechanism: Gas Burner with Steel Pan in Black
Fuel: Natural Gas / LP*
Internal Area: 37" Diameter
Kit: Includes Media and Log Set
Lid: N/A

*LP to be specified at the time of ordering



FIRE PIT



Dimensional Fire Pit Kit in Fond Du Lac



Learn More

DIMENSIONAL

Thirty-six blocks plus one liner equals a firepit anyone can build. Simple elegance to add warmth to your outdoor space.

MATERIAL
WETCAST

FINISHED DIMENSIONS
· 44"L x 44"W x 12"H

COLOR
OPTIONS

FOND DU LAC



SLATE GRAY



LIMESTONE



INSERT
OPTIONS

STANDARD

Burn Mechanism: Steel Liner in Black
Fuel: Wood
Internal Area: 28" Square
Lid: N/A



SMOKELESS

Burn Mechanism: Breeo® Smokeless Liner in Stainless Steel
Fuel: Dry Wood
Internal Area: 24" Square
Lid: Stainless Steel Included



GAS

Burn Mechanism: Gas Burner with Steel Pan in Black
Fuel: Natural Gas / LP*
Internal Area: 28" Square
Kit: Includes Media and Log Set
Lid: N/A

*LP to be specified at the time of ordering



FIRE PIT



Custom Kodah® Fire Pit Kit with Gas Conversion in Fond Du Lac



Learn More

KODAH®

Boasting snapped limestone textures and enough ledge surface for all your drinks and s'mores.

MATERIAL
WETCAST

FINISHED DIMENSIONS
• 51"L x 51"W x 12"H

COLOR
OPTIONS

FOND DU LAC



SLATE GRAY



LIMESTONE



INSERT
OPTIONS

STANDARD

Burn Mechanism: Steel Liner in Black
Fuel: Wood
Internal Area: 28" Square
Lid: N/A



SMOKELESS

Burn Mechanism: Breco® Smokeless Liner in Stainless Steel
Fuel: Dry Wood
Internal Area: 24" Square
Lid: Stainless Steel Included




GAS

Burn Mechanism: Gas Burner with Steel Pan in Black
Fuel: Natural Gas / LP*
Internal Area: 28" Square
Kit: Includes Media and Log Set
Lid: N/A

*LP to be specified at the time of ordering



COPING



Dimensional Coping in Superior Buff



Dimensional Coping in Slate Gray



Learn More

DIMENSIONAL COPING

Natural textures and a chiseled edge combined with modern shapes and consistent thickness, creates a stunning finish.

MATERIAL
WETCAST

UNIT DIMENSIONS

- 24" L x 12.5" D x 2.5" H
- 18" L x 12.5" D x 2.5" H
- 19" L x 12.5" D x 2.5" H (End)

COLOR
OPTIONS

SUPERIOR BUFF



SLATE GRAY



LIMESTONE



COPING



Camden Coping in Charcoal



Learn More



Belvedere® Coping in Slate Gray



Learn More

CAMDEN COPING

An attractive wall accent or stair tread, rock-faced on front and back, with a lightly surfaced top and a wear-proof surface.

MATERIAL
TEKTRAMAT®

UNIT DIMENSIONS
· 48"L x 12"D x 2"H

BLUESTONE

SUMMIT

DUNE

CHARCOAL

COLOR
OPTIONS



BELVEDERE® COPING

A weathered fieldstone texture highlighted by irregular shapes. Perfect for seat wall, fire pit and retaining wall applications.

MATERIAL
WETCAST

UNIT DIMENSIONS

- 6"L x 10.25"D x 2.25"H
- 12"L x 10.25"D x 2.25"H
- 18"L x 10.25"D x 2.25"H
- 18"L x 10.25"D x 2.25"H (Left End)
- 18"L x 10.25"D x 2.25"H (Right End)

FOND DU LAC

SLATE GRAY

LIMESTONE

COLOR
OPTIONS



NATURAL STONE COPING & TREADS



Azure Marble Coping with Bullnose Edge



Learn More



Midnight Slate Coping with Straight Edge

NATURAL STONE COPING & TREADS

High-quality coping that coordinates with our stone pavers. Available in travertine, marble, basalt and slate.

MATERIAL
NATURAL STONE

UNIT DIMENSIONS

- Available Sizes
- 12"D x 24"L x 2"H
 - 16"D x 24"L x 2"H
 - 12"D x 24"L x 1.25"H

BULLNOSE EDGE

OPTIONS

SILVEREK ANTIQUED TRAVERTINE



STERLING ANTIQUED TRAVERTINE



FOSSIL ANTIQUED TRAVERTINE



SAHARA ANTIQUED TRAVERTINE



DEVON ANTIQUED TRAVERTINE



AZURE ANTIQUED MARBLE



TUSCANY ANTIQUED MARBLE



BASALT LEATHERED



STRAIGHT EDGE (12"x24"x2")

OPTIONS

SILVEREK ANTIQUED TRAVERTINE



TUSCANY ANTIQUED MARBLE



MIDNIGHT SLATE HONED



STRAIGHT EDGE TREAD (12"x48"x2")

MIDNIGHT SLATE HONED



SPLITFACE EDGE (12"x24"x2")

SILVEREK ANTIQUED TRAVERTINE



TUSCANY ANTIQUED MARBLE



COLUMN CAPS



30" Dimensional Column Cap in Superior Buff



Learn More



24" Camden Column Cap in Summit



Learn More

DIMENSIONAL CAP

Large format and subtle textures, designed to coordinate with HIGH FORMAT® wall products.

24", 30" AND 34"

SUPERIOR BUFF



SLATE GRAY



LIMESTONE



COLOR
OPTIONS

27" (BELVEDERE® TEXTURE)

FOND DU LAC



SLATE GRAY



LIMESTONE



COLOR
OPTIONS

MATERIAL
WETCAST

UNIT DIMENSIONS

- Available Sizes
- 24"L x 24"D x 2.5"H
 - 27"L x 27"D x 2.5"H
 - 30"L x 30"D x 3"H
 - 34"L x 34"D x 3"H

CAMDEN CAP

Durable and attractive pillar caps, rock-faced on four sides, with a lightly textured top. Resistant to UV degradation.

24", 28" AND 34"

BLUESTONE



SUMMIT



DUNE



CHARCOAL



COLOR
OPTIONS

MATERIAL
TEKTRAMAT®

UNIT DIMENSIONS

- Available Sizes
- 24"L x 24"D x 2.25"H
 - 28"L x 28"D x 2.25"H
 - 34"L x 34"D x 2.25"H

NATURAL STONE CAPS



Silverek Antiqued Travertine Cap with Splitface Edge



Midnight Slate Cap with Straight Edge



[Learn More](#)

NATURAL STONE CAPS

These high-quality natural stone caps coordinate with our stone pavers and are available in travertine, marble and slate.

MATERIAL
NATURAL STONE

SPLITFACE EDGE

SILVEREK ANTIQUED
TRAVERTINE
24"
2" THICK

TUSCANY ANTIQUED
MARBLE
24"
2" THICK


STRAIGHT EDGE

MIDNIGHT SLATE
HONED
24" AND 28"
2" THICK

OPTIONS



OPTIONS





LIFETIME LIMITED WARRANTY

We want you to feel comfortable and confident when starting your project. That's why we make sure you have the resources you need to get the job done right. Everything we make, we back with a lifetime limited warranty.

HIGH FORMAT® products as manufactured by HIGH FORMAT® are backed by a lifetime limited warranty from the manufacturer to the original end user for products used in residential applications. This assurance of product quality guarantees the structural integrity of these products and is applicable where products have been correctly installed to manufacturer's specifications. Any properly installed hardscape material manufactured by HIGH FORMAT® that structurally fails due to the concrete in the product not meeting the design strength specification will be replaced by the manufacturer. The following items are not covered by this warranty: color variances and the appearance of surface stains resulting from chemical reasons such as efflorescence or differential curing; damage caused by installation, misuse or abuse of the materials; deterioration caused by de-icing salts or fertilizers; damage resulting from sub-grade settlement or movement, hairline cracks that do not affect the structural performance of the product, spalling of less than three percent of the surface area, contact with chemicals or paint, discoloration due to airborne contamination, staining, oxidation, or improper sealing (collectively, "Exclusions"). Products purchased must be registered with the manufacturer within 60 days of end user's purchase for warranty to be valid. You may register your project at HIGHFORMAT.COM/WARRANTY.

HIGH FORMAT® EXPRESSLY DISCLAIMS ANY WARRANTY, EXPRESS OR IMPLIED, RELATED TO THE EXCLUSIONS DESCRIBED ABOVE. FURTHER, HIGH FORMAT® EXPRESSLY DISCLAIMS ANY WARRANTY, EXPRESS OR IMPLIED, RELATED TO PRODUCTS DESIGNED AND MANUFACTURED BY MANUFACTURERS OTHER THAN HIGH FORMAT®. ALL NATURAL PRODUCTS SOLD BY HIGH FORMAT® ARE SOLD "AS-IS".

All warranty claims must be made prior to the removal or disposal of the defective product. Warranty claims will be reviewed by a company representative and may require samples of defective product for analysis. Warranty does not include removal, installation, or transportation to replace the material. Warranty is not transferable and is extended to the original end user only. Proof of purchase is required.

For additional questions please contact us at (877) 777-6558

NOTE: This warranty applies to Wetcast, TEKTRAMAT®, and VIBRALOCK® products only; natural stone products are not covered under our lifetime limited warranty.

ADDITIONAL INFORMATION

COLOR:

We at HIGH FORMAT®, along with our media partners, do our best to produce print and digital materials that accurately reflect the true shades and tones of our product. However, we cannot guarantee perfect color matching for project photos, color swatches, or other picture representations. Final color selection should be made from actual material which can be viewed at your local dealer location.

Integral pigments are incorporated into the raw materials for all HIGH FORMAT® products to intentionally produce subtle shades and color variations throughout each block or paver. Therefore no product seen in a photograph will be precisely duplicated. For the most natural appearance, install products from multiple pallets simultaneously. This will create a blended, natural look.

EFFLORESCENCE:

Efflorescence is a naturally occurring, chalky, white residue commonly found on concrete surfaces. The presence of efflorescence in no way degrades the integrity of any product. It can usually be removed with efflorescence cleaners and often washes away over time. HIGH FORMAT® does not cover the presence of efflorescence under warranty.

PACKAGING:

Variation in color can occur where packaging comes into contact with the product. Often, these variations will fade with time. This does not affect the integrity of the material, and it is not considered to be a defect. Color variation caused by contact with packaging materials is not covered under warranty.

POLYMERIC HAZE:

Improper installation of ancillary polymeric sand products may result in the presence of polymeric haze. This discoloration can potentially mute the vibrant colors of concrete products. Hazing is not indicative of the quality of the HIGH FORMAT® product, and should not be considered a source of concern for the product's durability. Because HIGH FORMAT® cannot regulate selection or installation of aftermarket accessory materials, we do not warranty against the presence of polymeric haze. In general, polymeric haze can be cleaned and washes away over time.

HEAVY EQUIPMENT:

The broad surface dimensions of HIGH FORMAT®'s slab products are not engineered for vehicular traffic and compaction equipment.

NORMAL MAINTENANCE AND CARE:

As with any product that is continually exposed to the natural environment, cleaning and care may be desired over time to maintain the appearance of your hard scapes. Generous rinsing with water and light scrubbing with a stiff, plastic bristle brush is generally the best way to remove dirt that has accumulated over time. Cleaners and mild detergent designed to be used on concrete products may be used as well. Always follow all manufacturer instructions and test on a small area when using any cleaner. Power washers may cause damage at close range.

WINTER CARE:

All metal snow shovels and snow blower blades have the potential to damage concrete surfaces. All snowplows, snow blowers and shovels used to clear HIGH FORMAT® products of snow should use plastic blades or guards. De-icing salts will damage concrete and should not be used with HIGH FORMAT® products unless they are made with TEKTRAMAT® technology. HIGH FORMAT® does not cover damage done by snow removal, de-icing, or improper loading under warranty.

NATURAL STONE:

Natural stone is a product of nature. Surface texture and color will vary piece to piece and crate to crate. Our partnering quarries work hard to ship consistent, high quality product, but you should expect variation. Samples are suggested, but will not guarantee color. We highly recommend all material be delivered prior to installation and that available material is blended throughout your project. Each installation will be uniquely different and perfectly created in nature!



HIGHFORMAT.COM
(877) 777-6558

05481 US 31 SOUTH, CHARLEVOIX, MI 49720

REDI-WALL.COM
(517) 518-8515

5700 E HIGHLAND RD, HOWELL, MI 48843
DISTRUBUTOR FOR HIGHFORMAT

