

FEATURES

- Beautiful natural stone appearance, unlike any other outdoor fireplace kit available.
- Complete kit, includes everything you need to construct the fireplace. (Components shown below)
- No concrete footing required in most cases, saves time and money.
- Very easy to install with convenient lift hooks cast into all large components

KIT INCLUDES ALL OF THE FOLLOWING COMPONENTS


METAL COMPONENTS



Chimney Cap with Spark Arrestor



Double Wall Stainless Steel Chimney Liner



Stainless Steel Fireplace Insert

OTHER INCLUDED COMPONENTS



Bag of Mortar


- Miscellaneous Fasteners
- Detailed Instructions

MASONRY COMPONENTS

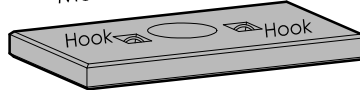
Cap = 200 lbs



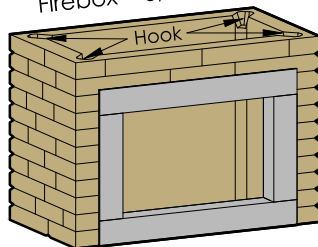
Chimney = 2,300 lbs



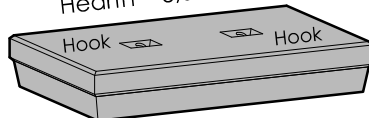
Mantle = 1,400 lbs



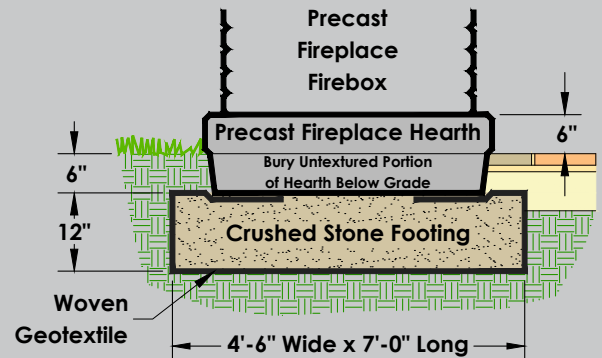
Firebox = 3,000 lbs



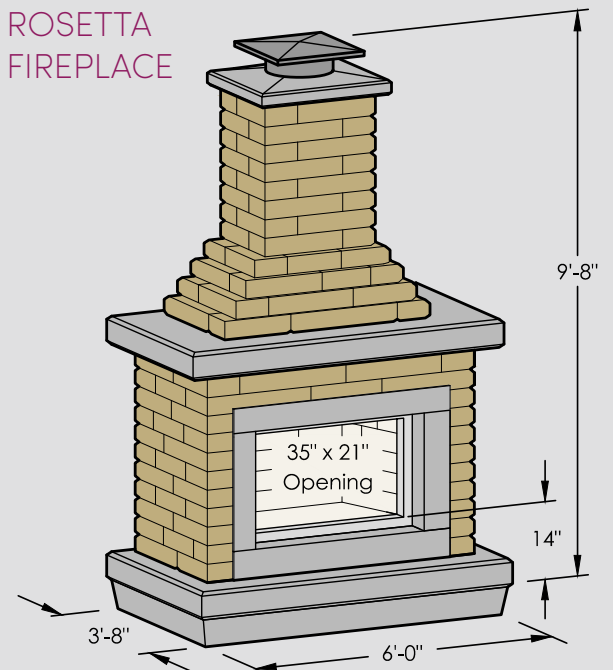
Hearth = 3,000 lbs



FOUNDATION INSTALLATION DETAIL



ROSETTA FIREPLACE



*Visit www.discoverrosetta.com for installation, warranty, and usage information



AVAILABLE COLORS



AUBURN RIDGE



SLATE GRAY



FOND DU LAC



WALNUT (Special Order)